

**1.3/2.0Mp 20x Ultra-high Speed IR HD PTZ Dome Camera****Features**

- 20x optical zoom
- Max 20/30/50/60fps@720P/1080P resolution
- DWDR, Day/Night(ICR), Ultra DNR, Auto iris, Auto focus
- Max 400°/s pan speed, 360° endless pan rotation
- Up to 300 presets, 5 auto scan, 8 tour, 5 pattern
- Built-in 2/1 alarm in/out
- Support intelligent 3D positioning with DH-SD protocol
- IR Distance up to 100m
- IP66

## Technical Specifications

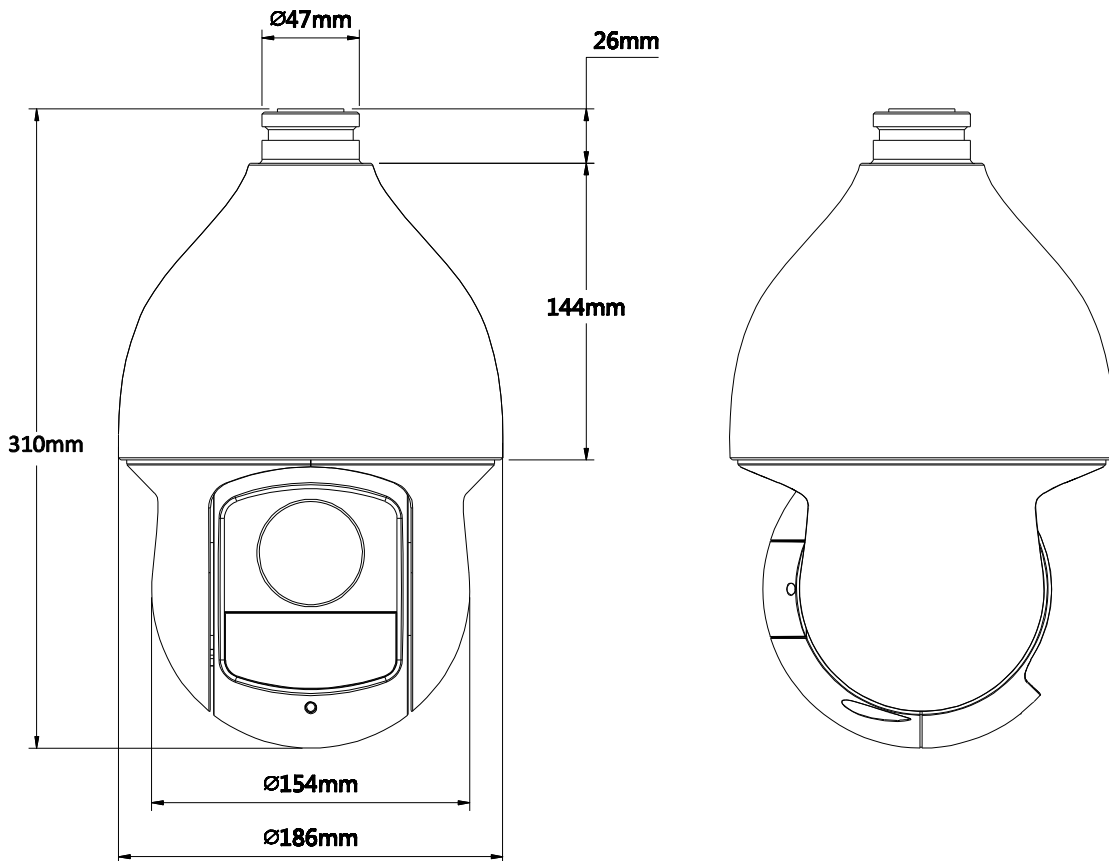
<b>Model</b>	<b>MTP-ZD59</b>
<b>Camera</b>	
Image Sensor	1/3" Exmor CMOS
Effective Pixels	1280(H) x 960(V)
Horizontal Resolution	≥720P / 1080P
Scanning System	Progressive
Electronic Shutter Speed	1/1 ~ 1/30,000s
Min. Illumination	Color: 0.05Lux@F1.4; B/W: 0.005Lux@F1.4; 0Lux (IR on)
S/N Ratio	More than 50dB
Resolution	25/30/50/60fps@720P/1080P
Video Output	1-channel BNC HDCVI high definition video output
<b>Camera Features</b>	
Day/Night	Auto(ICR) / Color / B/W
Backlight Compensation	BLC / HLC / DWDR (Digital WDR)
White Balance	Auto, ATW, Indoor, Outdoor, Manual
Gain Control	Auto / Manual
Noise Reduction	2D/3D
Privacy Masking	Up to 24 areas
Digital Zoom	16x
<b>Lens</b>	
Focal Length	4.7mm~94mm (20x Optical zoom)
Max Aperture	F1.4~ F2.6
Focus Control	Auto / Manual
Angle of View	54.1° ~ 3.2°
Close Focus Distance	100mm ~ 1000mm
<b>PTZ</b>	
Pan/Tilt Range	Pan: 0° ~ 360° endless; Tilt: -15° ~ 90°, auto flip 180°
Manual Control Speed	Pan: 0.1° ~300° /s; Tilt: 0.1° ~200° /s
Preset Speed	Pan: 400° /s; Tilt: 300° /s
Preset	300
PTZ Mode	5 Pattern, 8 Tour, Auto Pan, Auto Scan
Speed Setup	Human-oriented focal length/ speed adaptation
Power up Action	Auto restore to previous PTZ and lens status after power failure
Idle Motion	Activate Preset/ Pan/ Scan/ Tour/ Pattern if there is no command in the specified period
Time Task	Auto activation of Preset/ Pan/ Scan/ Tour/ Pattern by preset-time
IR Distance	100m
Protocol	DH-SD, Pelco-P/D (Auto recognition)
<b>Audio</b>	
Interface	1 channel In

# PTZ3

# MTP Technology

Auxiliary Interface	
RS485	1
Alarm	2/1 channel In/Out
General	
Power Supply	AC24V/ 3A ( $\pm 10\%$ )
Power Consumption	12W, 25W (IR on)
Working Environment	-40°C ~ 70°C / Less than 90% RH
Ingress Protection	IP66
Dimensions	$\Phi 186.0(\text{mm}) \times 310(\text{mm})$
Weight	3.5Kg





## Dimensions (mm)







**Accessories**

		
DH-PFB300S	DH-PFA110	Power Supply

**Accessories (Optional)**

			
DH-PFB300C	DH- PFB301C	DH-PFA112	DH-PFA113

			
DH-PFB301S	DH- PFA120	DH-PFA150	DH-PFA151

**MTP Technology**

6711 New Hampshire Ave.

Takoma Park, MD 20912

Tel: 301-891-2631

Email: sales@mtpsite.com

www.mtpsite.com

\*Design and specifications are subject to change without notice.

\*\*No responsible for typo and information changes.